

ABBREVIATIONS USED SWITCH SYMBOLS

ADD. ADJUSTMENT	EOS. END OF STOP POSITION	PL. POINT	ANIMATELY OPEN SWITCH
ADV. ADVANCE	IMP. IMPULSE	RE. RELAY	CLOSED UNDER ENERGIZED
AMP. AMPERE	L. LEFT	SEC. FREQUENCY	
BK. BREAK	R. RIGHT	SU. STOP UNIT	ANIMATELY CLOSED SWITCH
D.U. DRAW UNIT	PL. PLASTIC	SW. SWITCH	OPEN UNDER ENERGIZED
		SWS. SWITCHES	
			SWITCH ENERGIZED UNDER NORMAL OPERATION
			BY A MOTOR COIL

WIRE COLOR CODE

B. BLACK	Y. YELLOW	S. SLATE
BR. BROWN	G. GREEN	W. WHITE
R. RED	BL. BLUE	
O. ORANGE	V. VIOLET	

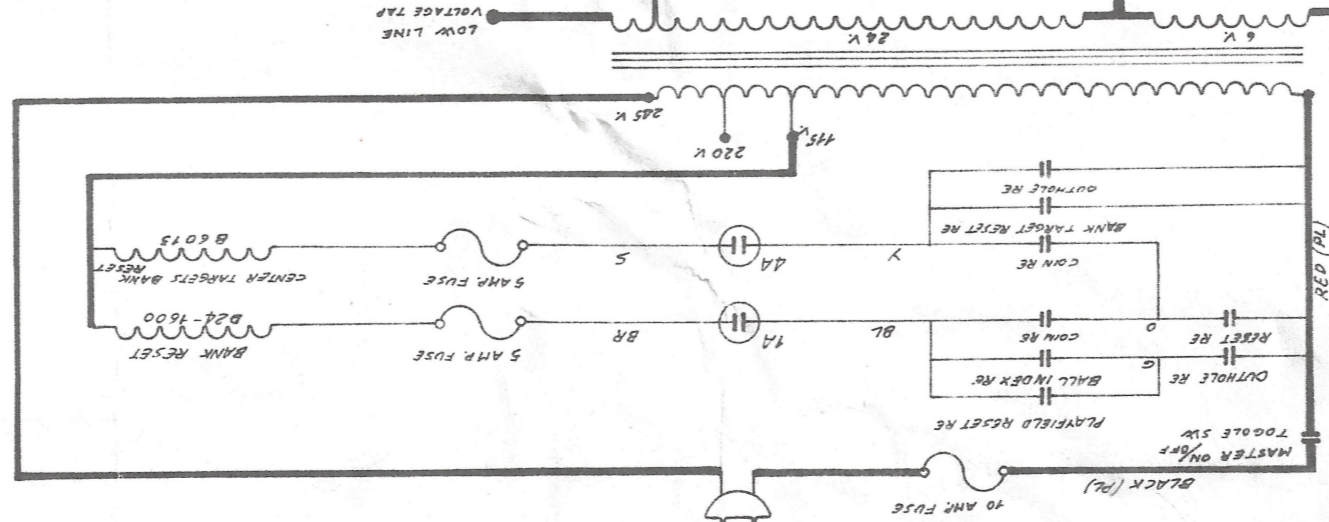
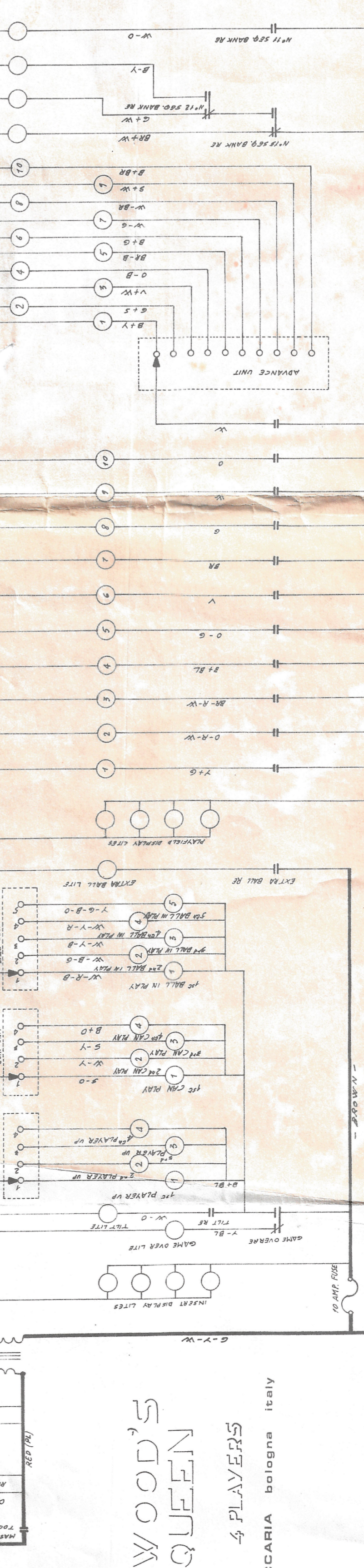
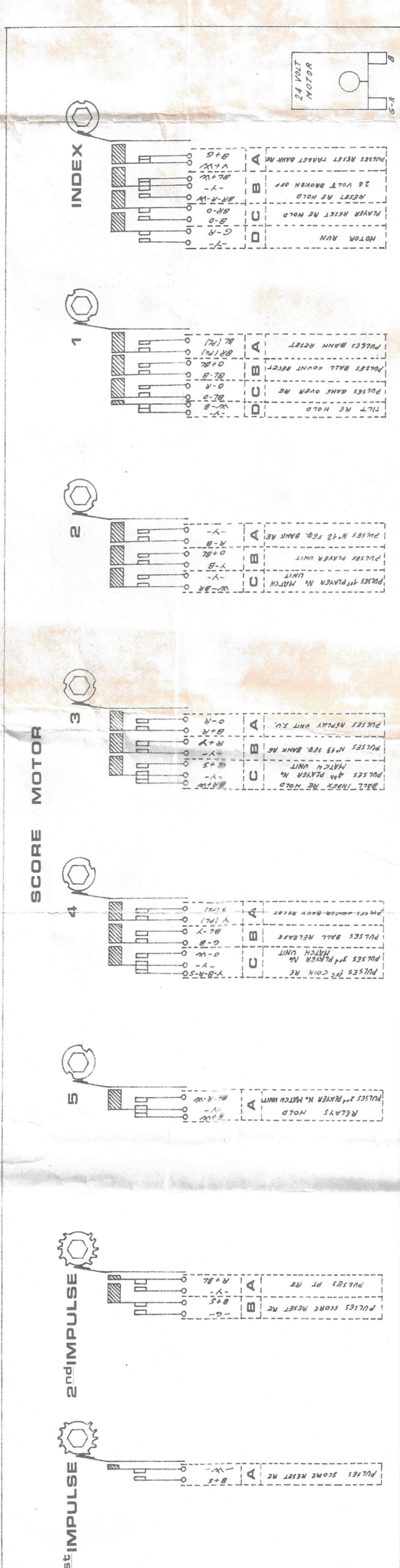
EXAMPLE: BL-W BLUE WITH A WHITE TIPS
BL+V BLUE AND WHITE TIPS

RELAYS LOCATIONS

RELAY NUMBER	RELAY TYPE	RELAY VALUE	RELAY LOCATION
1	1000 PT. RE.	1000 PT. RE.	RELAY UNIT
2	1000 PT. RE.	1000 PT. RE.	RELAY UNIT
3	1000 PT. RE.	1000 PT. RE.	RELAY UNIT
4	1000 PT. RE.	1000 PT. RE.	RELAY UNIT
5	1000 PT. RE.	1000 PT. RE.	RELAY UNIT
6	1000 PT. RE.	1000 PT. RE.	RELAY UNIT
7	1000 PT. RE.	1000 PT. RE.	RELAY UNIT
8	1000 PT. RE.	1000 PT. RE.	RELAY UNIT
9	1000 PT. RE.	1000 PT. RE.	RELAY UNIT
10	1000 PT. RE.	1000 PT. RE.	RELAY UNIT

COILS LOCATIONS

COIL NUMBER	COIL TYPE	COIL VALUE	COIL LOCATION
1	1000 PT. RE.	1000 PT. RE.	RELAY UNIT
2	1000 PT. RE.	1000 PT. RE.	RELAY UNIT
3	1000 PT. RE.	1000 PT. RE.	RELAY UNIT
4	1000 PT. RE.	1000 PT. RE.	RELAY UNIT
5	1000 PT. RE.	1000 PT. RE.	RELAY UNIT
6	1000 PT. RE.	1000 PT. RE.	RELAY UNIT
7	1000 PT. RE.	1000 PT. RE.	RELAY UNIT
8	1000 PT. RE.	1000 PT. RE.	RELAY UNIT
9	1000 PT. RE.	1000 PT. RE.	RELAY UNIT
10	1000 PT. RE.	1000 PT. RE.	RELAY UNIT



WOODS' QUEEN
4 PLAYERS
ZACCARIA Bologna Italy